



District Report Card: 2017


State: Telangana	District: Yadadri
Class: 5	Subject: Language
Schools: 61	Students: 900


Participation/Coverage


Students

GENDER 	Boys		Girls	
	Number	%	Number	%
	396	44.00	504	56.00

AREA 	Rural		Urban	
	Number	%	Number	%
	764	84.89	136	15.11

CATEGORY 	SC		ST		OBC		GEN	
	Number	%	Number	%	Number	%	Number	%
	288	32.00	57	6.33	533	59.22	22	2.44

CWSN 	LD	VI	HI	S&LD	ID	Oth
	1	0	1	1	0	4

Management 	Government		Government-aided	
	Number	%	Number	%
	882	98.00	18	2.00

Average Performance of Students in Language (%)

Overall	Gender		Area		Management		Social Group			
	Male	Female	Rural	Urban	Govt.	Aided	SC	ST	OBC	GEN
50.35	47.63	52.49	50.17	51.37	50.17	58.89	46.50	43.98	52.70	60.30

Performance on Learning Outcomes (LOs)

Learning Outcomes	Description	Average Performance(%)
L504	Reads and comprehends independently storybooks, news items/ headlines, advertisements etc.	50.93
L508	Reads text with comprehension, locates details and sequence of events	50.06

Range of Performance of Students who Answered Correctly							
Below 30%		30% - 50%		50% - 75%		Above 75%	
Number	%	Number	%	Number	%	Number	%
165	18.33	287	31.89	343	38.11	105	11.67

Lowest Performing Learning Outcomes (LOs)

- 1 - Reads text with comprehension, locates details and sequence of events (50.06)
- 2 - Reads and comprehends independently storybooks, news items/ headlines, advertisements etc. (50.93)